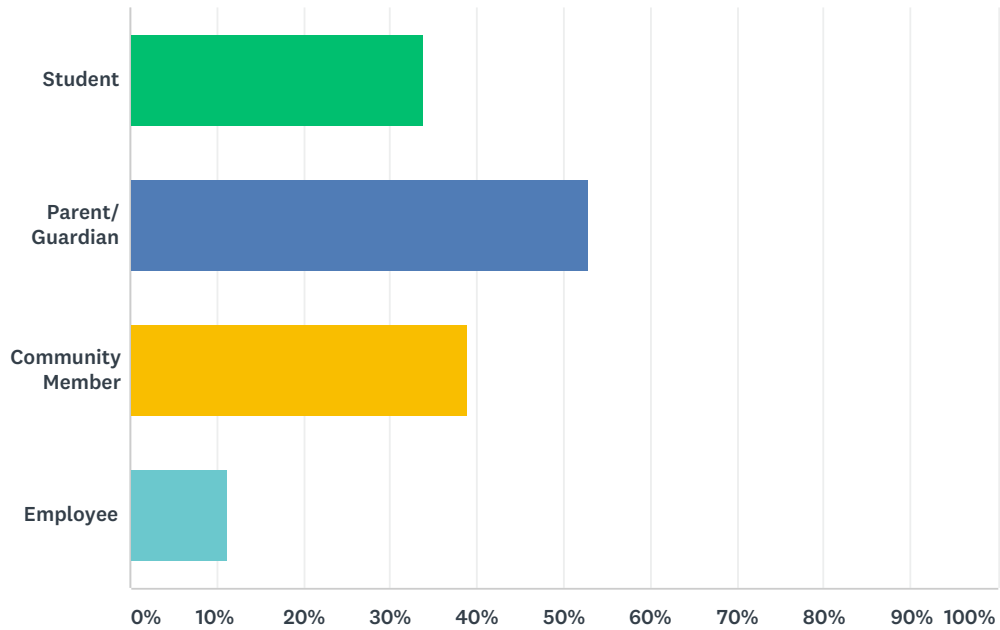


Q1 Check all that apply to you, I am or was a Newton...

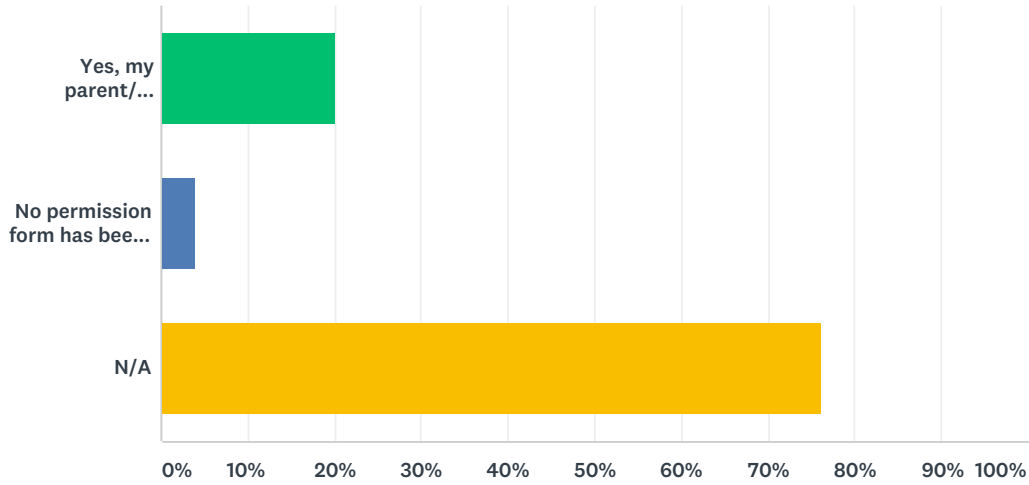
Answered: 318 Skipped: 4



ANSWER CHOICES	RESPONSES
Student	33.96% 108
Parent/ Guardian	52.83% 168
Community Member	38.99% 124
Employee	11.32% 36
Total Respondents: 318	

Q2 If you are a student under the age of 18, please certify that a parent/ guardian has submitted a permission form for your participation in this survey.

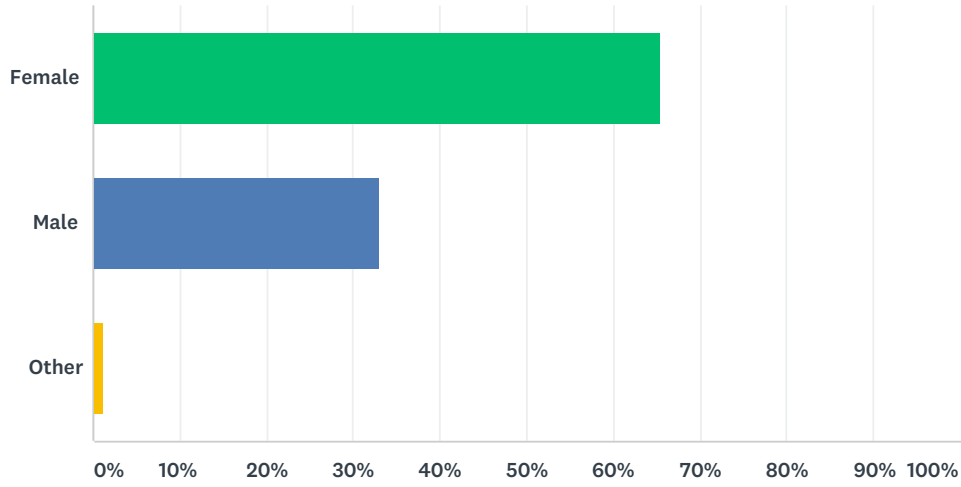
Answered: 280 Skipped: 42



ANSWER CHOICES	RESPONSES	
Yes, my parent/ guardian has submitted a permission form for participation in this survey to the school.	20.00%	56
No permission form has been submitted.	3.93%	11
N/A	76.07%	213
TOTAL		280

Q3 What is your gender?

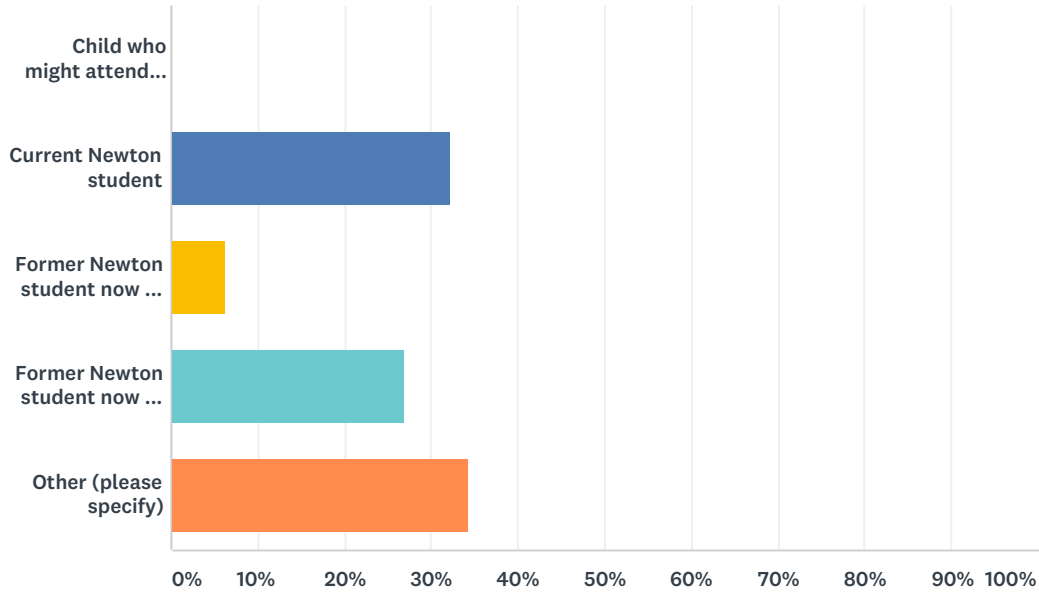
Answered: 296 Skipped: 26



ANSWER CHOICES	RESPONSES
Female	65.54% 194
Male	33.11% 98
Other	1.35% 4
TOTAL	296

Q4 For students, check one. I am a...

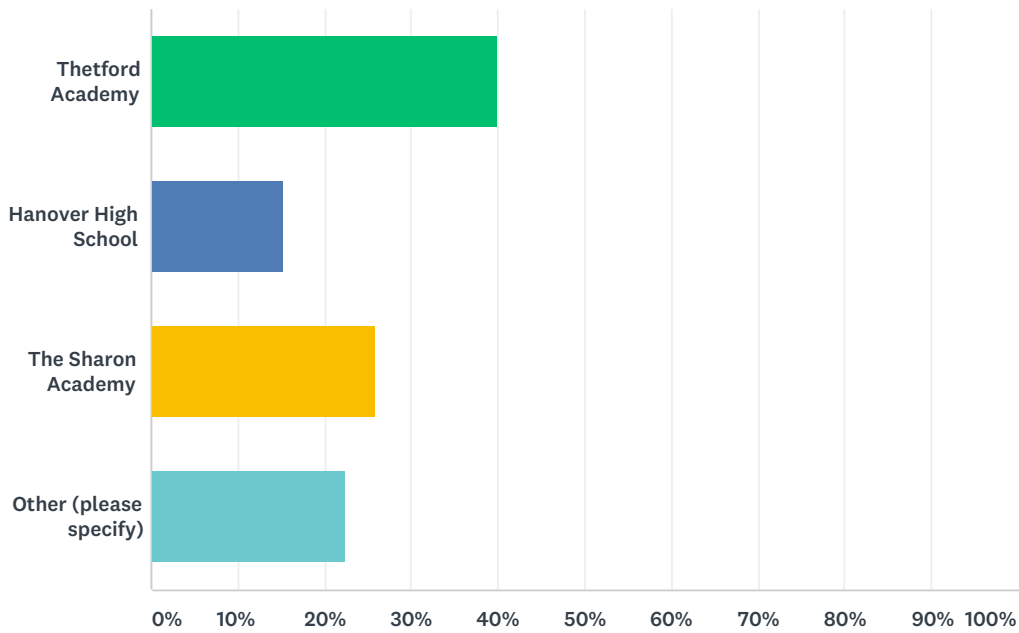
Answered: 96 Skipped: 226



ANSWER CHOICES	RESPONSES	
Child who might attend Newton.	0.00%	0
Current Newton student	32.29%	31
Former Newton student now in grades K-8	6.25%	6
Former Newton student now in grades 9-12	27.08%	26
Other (please specify)	34.38%	33
TOTAL		96

Q5 If you are a former Newton student, what high school did/do you attend? (Check all that apply.)

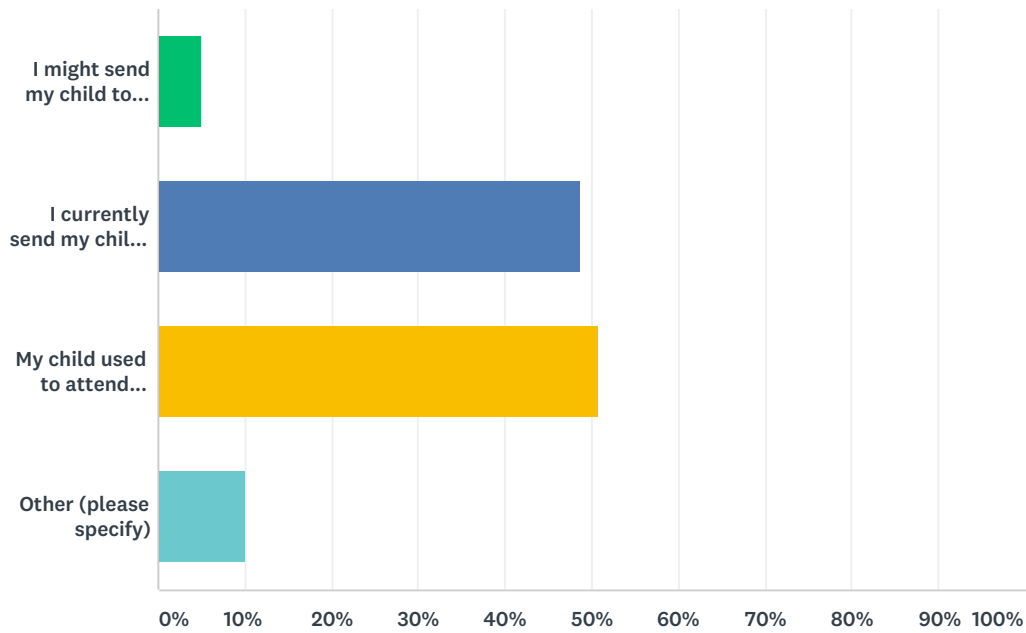
Answered: 85 Skipped: 237



ANSWER CHOICES	RESPONSES	
Thetford Academy	40.00%	34
Hanover High School	15.29%	13
The Sharon Academy	25.88%	22
Other (please specify)	22.35%	19
Total Respondents: 85		

Q6 For parents/guardians, how would you describe your relationship with Newton school? (Check all that apply.)

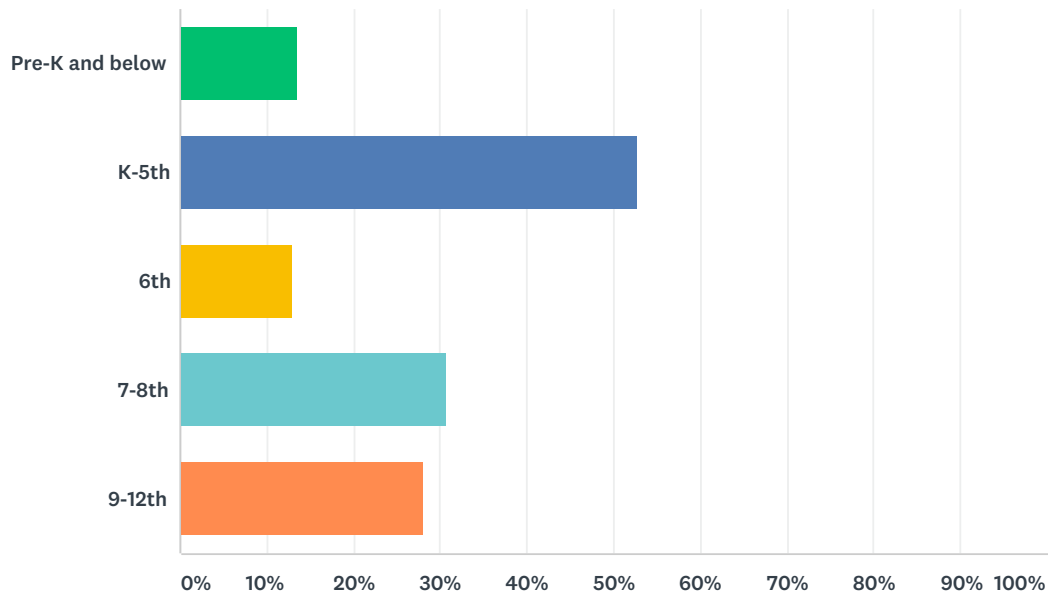
Answered: 199 Skipped: 123



ANSWER CHOICES	RESPONSES	
I might send my child to Newton.	5.03%	10
I currently send my child to Newton.	48.74%	97
My child used to attend Newton.	50.75%	101
Other (please specify)	10.05%	20
Total Respondents: 199		

Q7 If you are a parent of school age children, what grade levels are your children? (Check all that apply.)

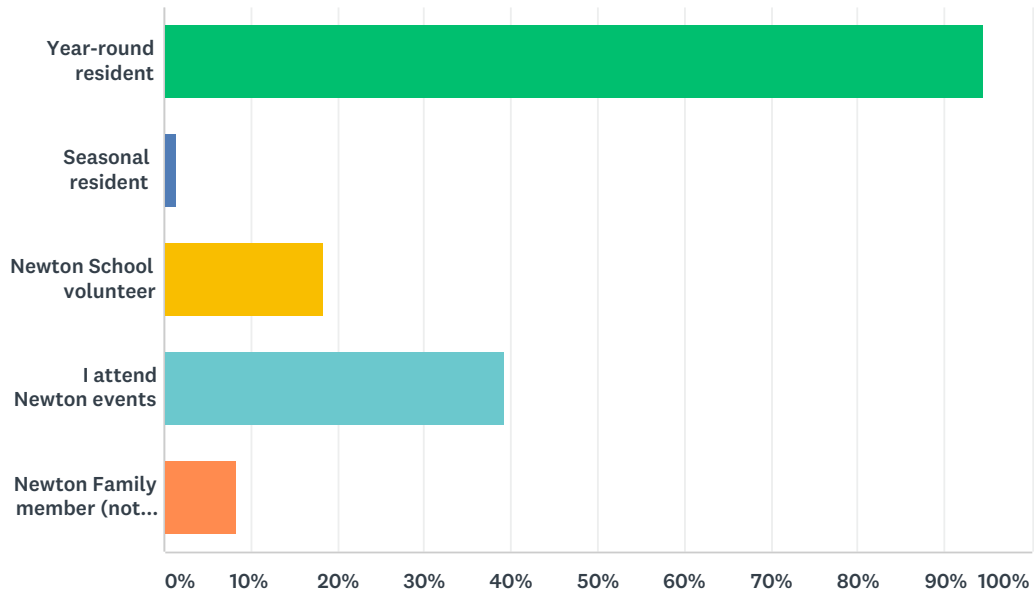
Answered: 146 Skipped: 176



ANSWER CHOICES	RESPONSES	
Pre-K and below	13.70%	20
K-5th	52.74%	77
6th	13.01%	19
7-8th	30.82%	45
9-12th	28.08%	41
Total Respondents: 146		

Q8 For community members, check all that describe you.

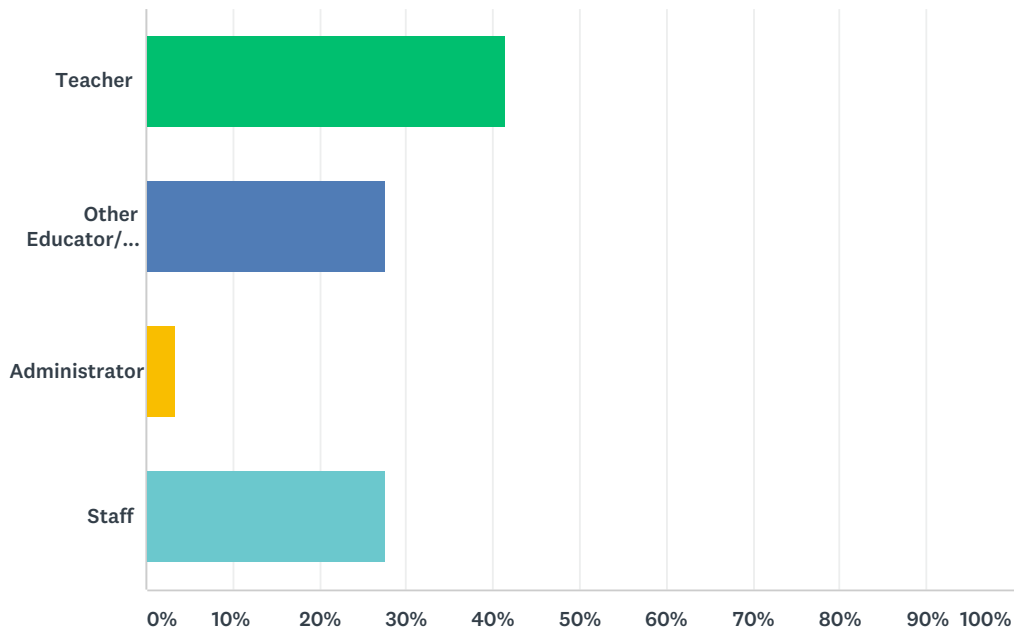
Answered: 201 Skipped: 121



ANSWER CHOICES	RESPONSES	
Year-round resident	94.53%	190
Seasonal resident	1.49%	3
Newton School volunteer	18.41%	37
I attend Newton events	39.30%	79
Newton Family member (not parent/ guardian)	8.46%	17
Total Respondents: 201		

Q9 For Newton School employees, check the answer which best describes your job.

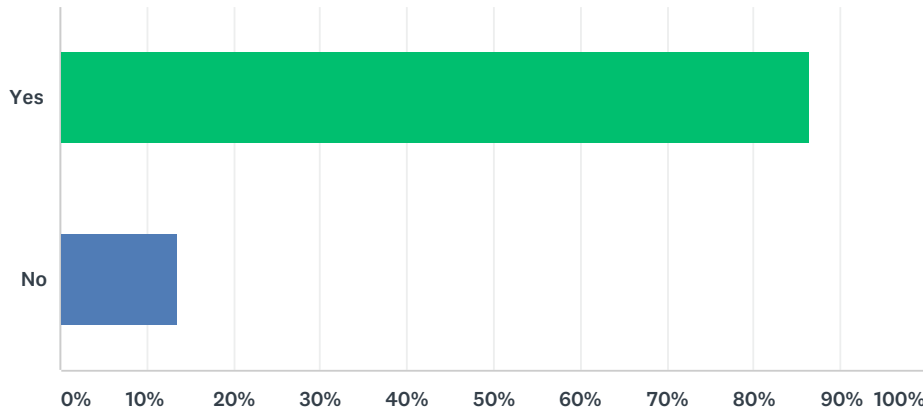
Answered: 29 Skipped: 293



ANSWER CHOICES	RESPONSES	
Teacher	41.38%	12
Other Educator/ Student Supports Staff	27.59%	8
Administrator	3.45%	1
Staff	27.59%	8
TOTAL		29

Q10 Do you have personal experience with Newton School (within the last ten years)?

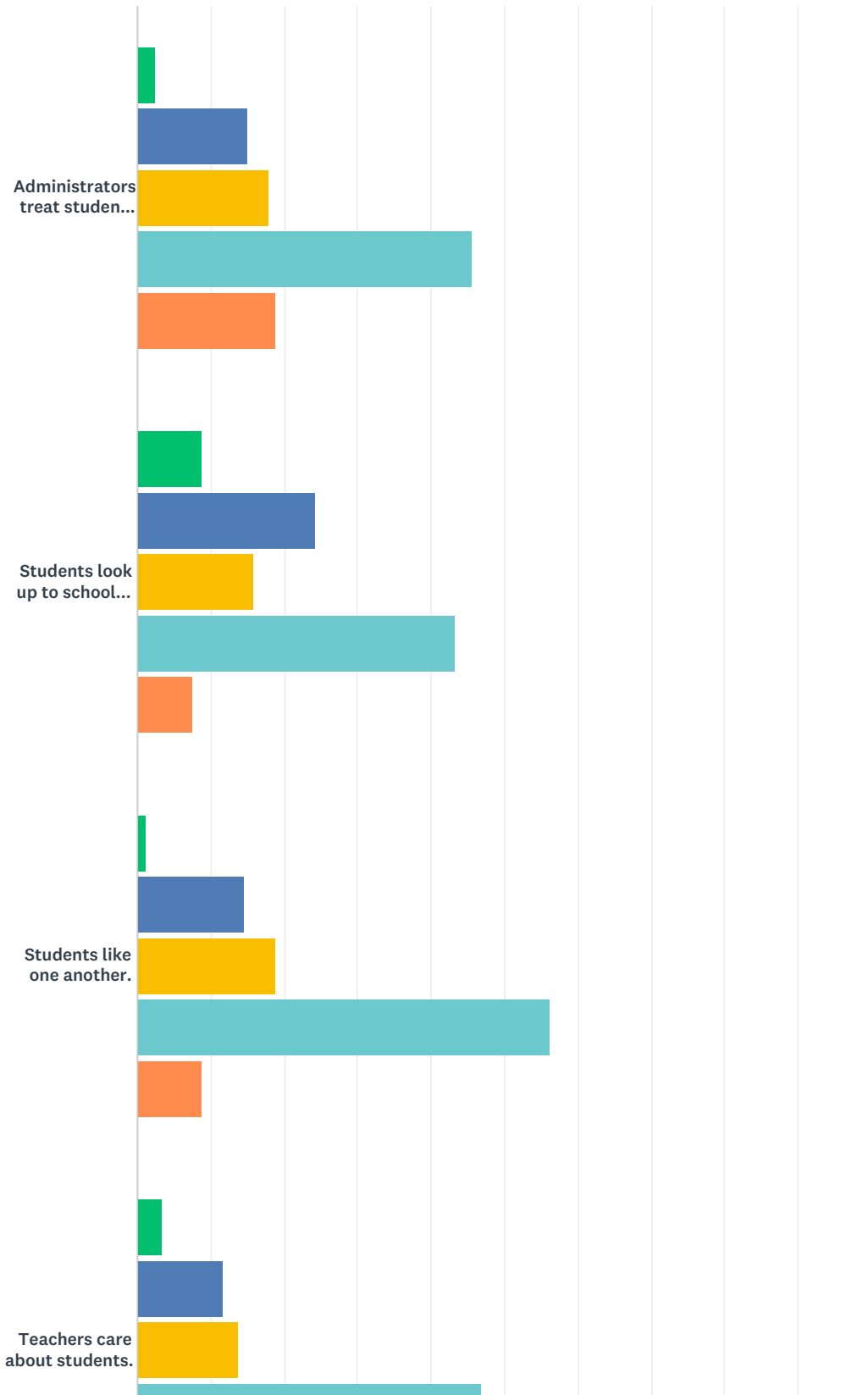
Answered: 292 Skipped: 30

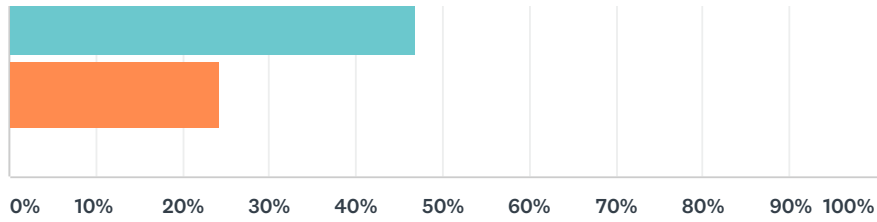


ANSWER CHOICES	RESPONSES	
Yes	86.30%	252
No	13.70%	40
TOTAL		292

Q11 How strongly do you agree or disagree with these statements about student relationships at the school?

Answered: 239 Skipped: 83



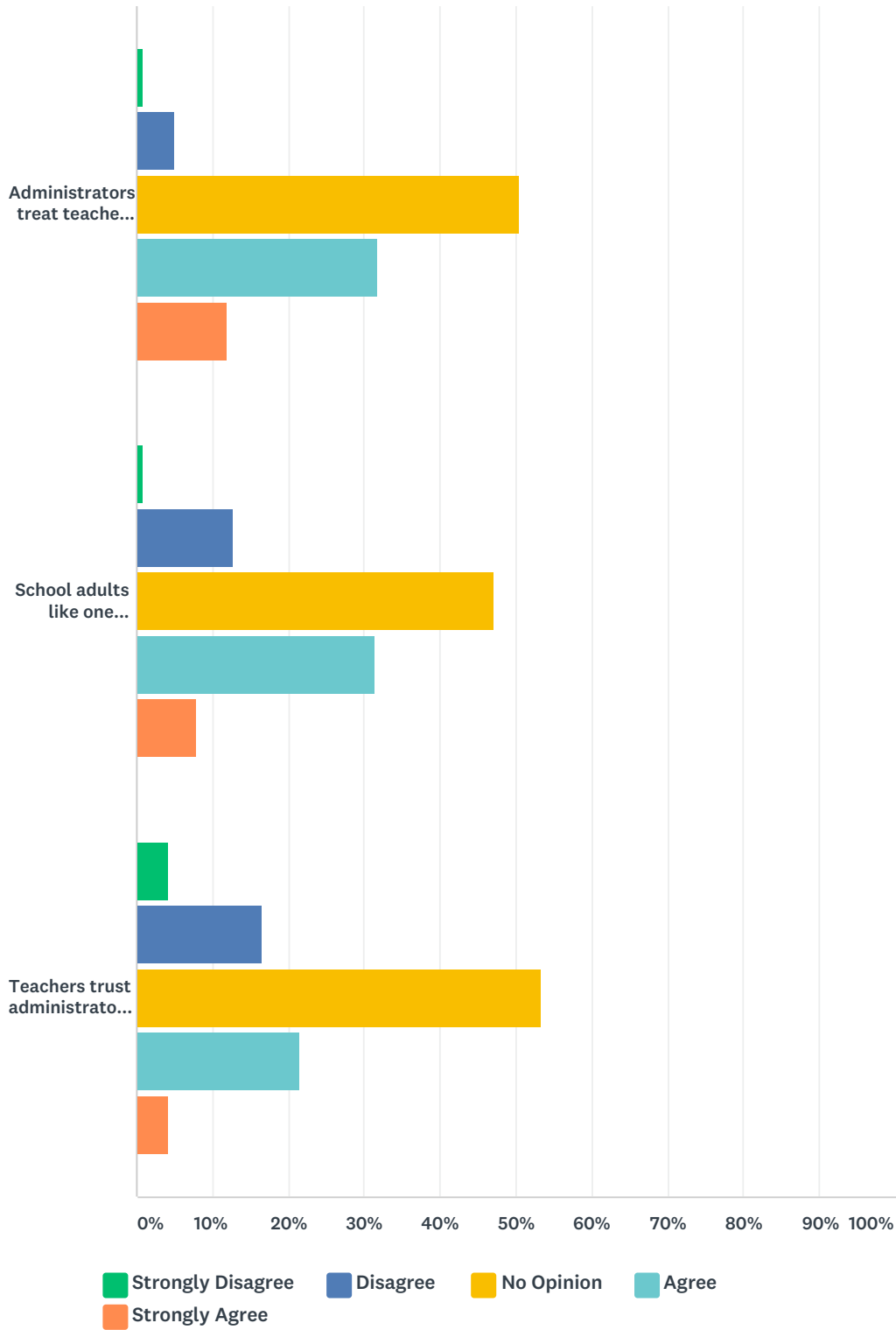


■ Strongly Disagree
 ■ Disagree
 ■ No Opinion
 ■ Agree
■ Strongly Agree

	STRONGLY DISAGREE	DISAGREE	NO OPINION	AGREE	STRONGLY AGREE	TOTAL	WEIGHTED AVERAGE
Administrators treat students well.	2.51% 6	15.06% 36	17.99% 43	45.61% 109	18.83% 45	239	3.63
Students look up to school adults.	8.82% 21	24.37% 58	15.97% 38	43.28% 103	7.56% 18	238	3.16
Students like one another.	1.26% 3	14.71% 35	18.91% 45	56.30% 134	8.82% 21	238	3.57
Teachers care about students.	3.35% 8	11.72% 28	13.81% 33	46.86% 112	24.27% 58	239	3.77

Q12 How strongly do you agree or disagree with these statements about adult relationships at the school?

Answered: 236 Skipped: 86



	STRONGLY DISAGREE	DISAGREE	NO OPINION	AGREE	STRONGLY AGREE	TOTAL	WEIGHTED AVERAGE
--	-------------------	----------	------------	-------	----------------	-------	------------------

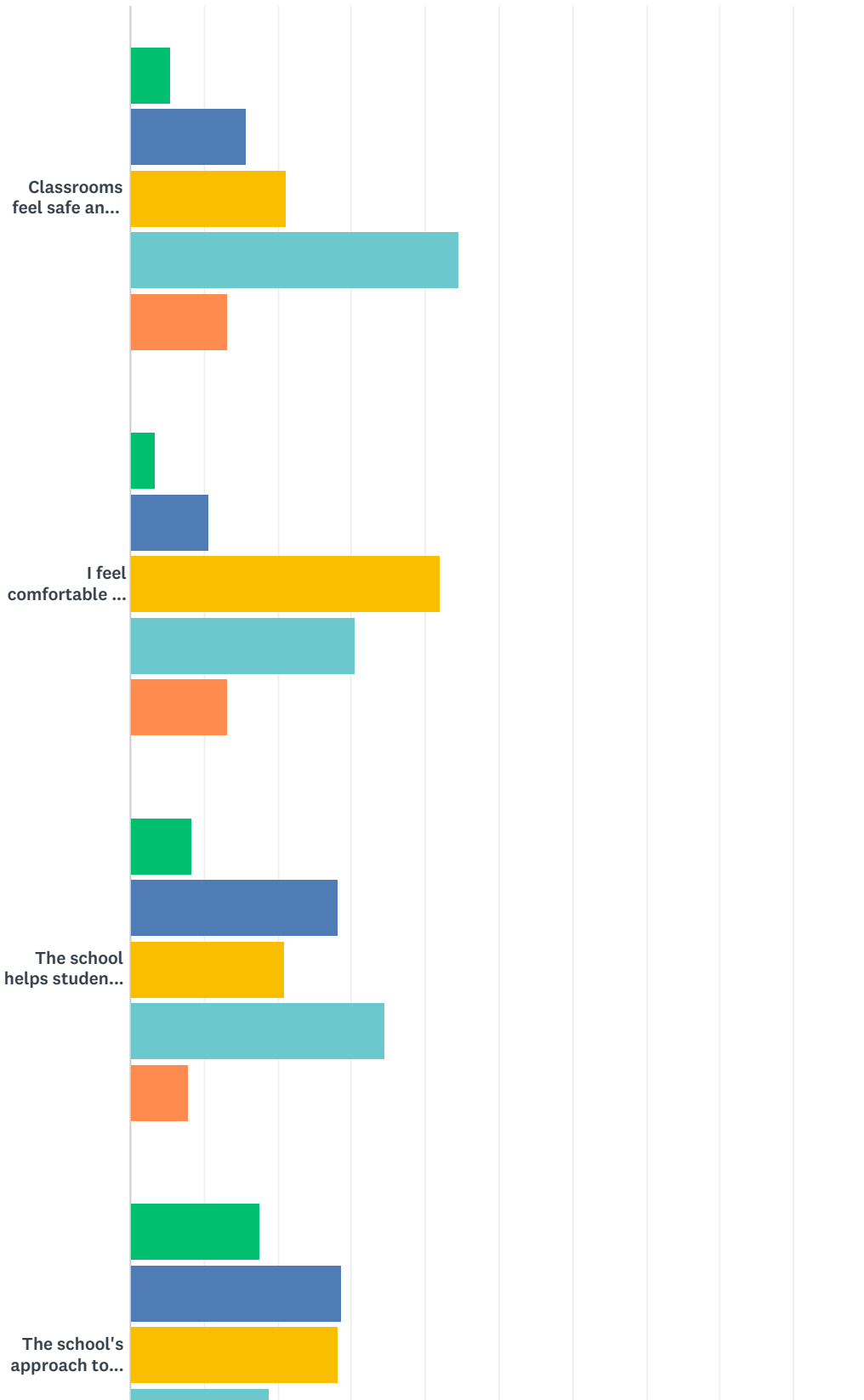
Survey for Newton School Students, Families, and Community

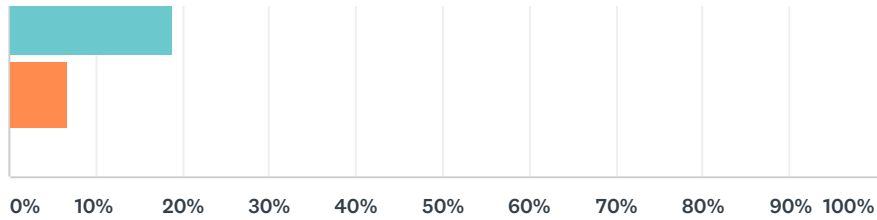
SurveyMonkey

Administrators treat teachers well.	0.85% 2	5.08% 12	50.42% 119	31.78% 75	11.86% 28	236	0.97
School adults like one another.	0.85% 2	12.71% 30	47.03% 111	31.36% 74	8.05% 19	236	0.66
Teachers trust administrators to do the right thing.	4.24% 10	16.53% 39	53.39% 126	21.61% 51	4.24% 10	236	0.10

Q13 How strongly do you agree or disagree with these statements on safety at the school?

Answered: 238 Skipped: 84

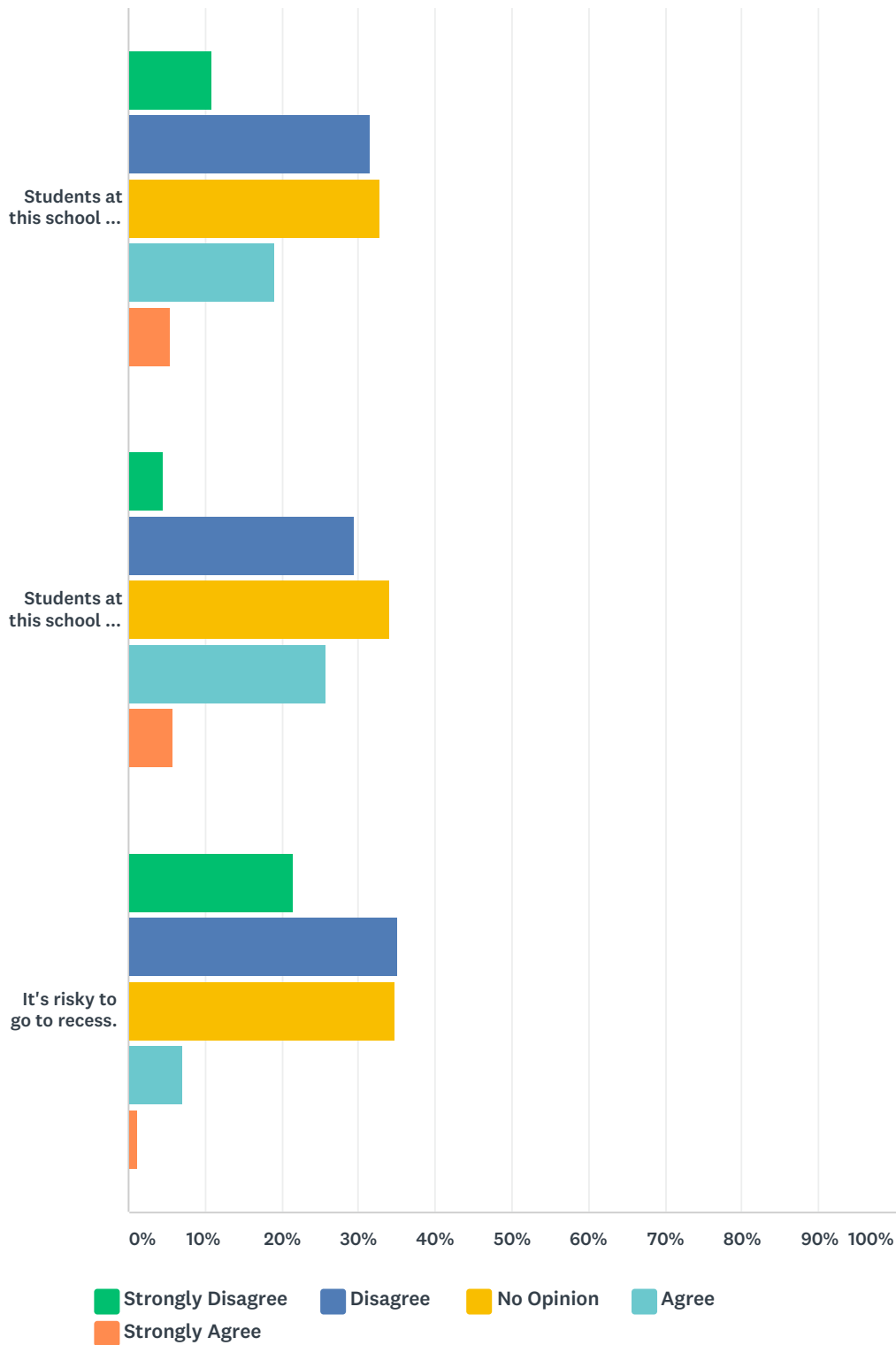




	STRONGLY DISAGREE	DISAGREE	NO OPINION	AGREE	STRONGLY AGREE	TOTAL
Classrooms feel safe and inviting.	5.51% 13	15.68% 37	21.19% 50	44.49% 105	13.14% 31	236
I feel comfortable at school lunch.	3.40% 8	10.64% 25	42.13% 99	30.64% 72	13.19% 31	235
The school helps students work out differences.	8.40% 20	28.15% 67	21.01% 50	34.45% 82	7.98% 19	238
The school's approach to discipline works for me.	17.65% 42	28.57% 68	28.15% 67	18.91% 45	6.72% 16	238

Q14 How strongly do you agree or disagree with the following statements about conflict at the school?

Answered: 237 Skipped: 85



	STRONGLY DISAGREE	DISAGREE	NO OPINION	AGREE	STRONGLY AGREE	TOTAL	WEIGHTED AVERAGE
--	-------------------	----------	------------	-------	----------------	-------	------------------

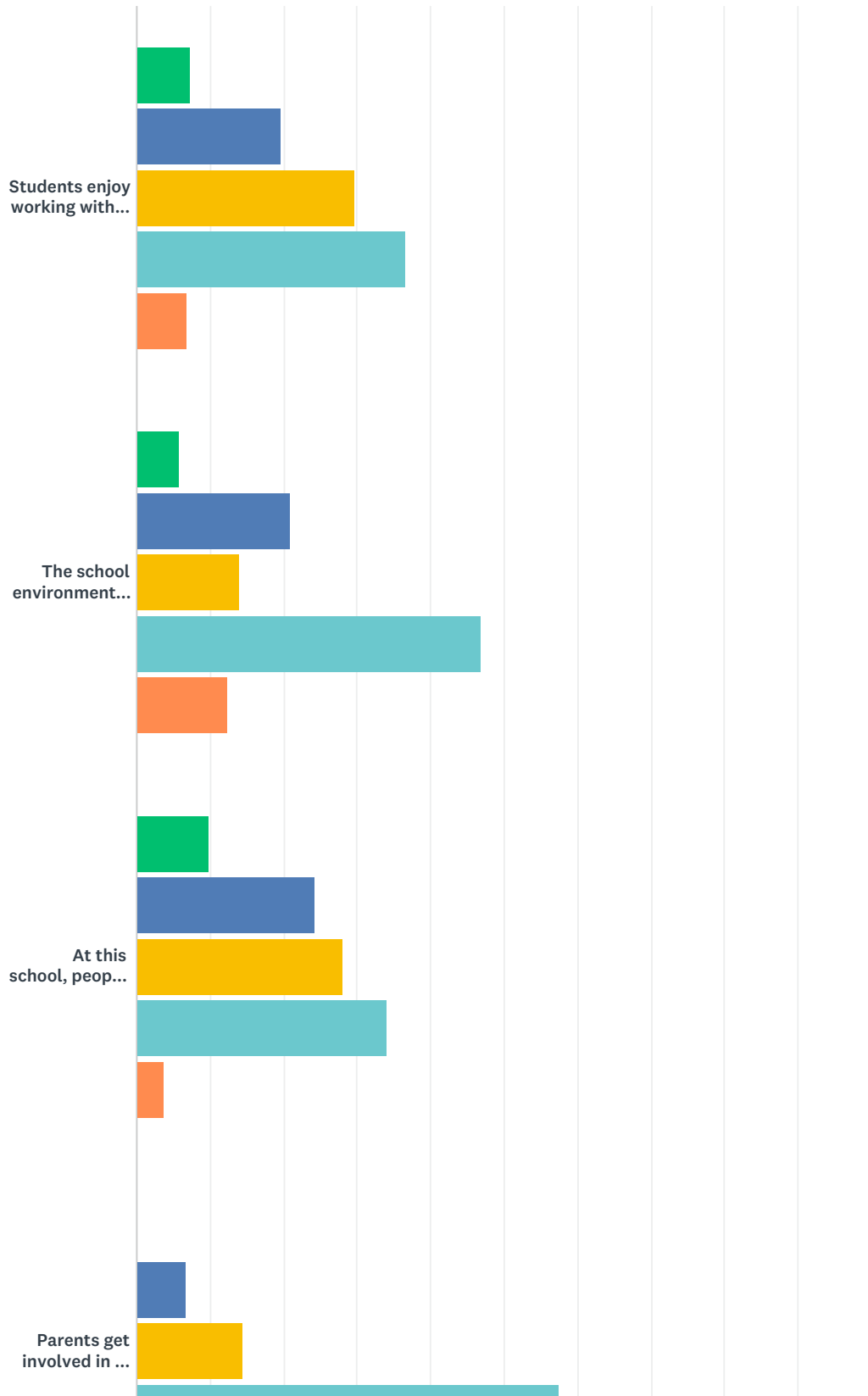
Survey for Newton School Students, Families, and Community

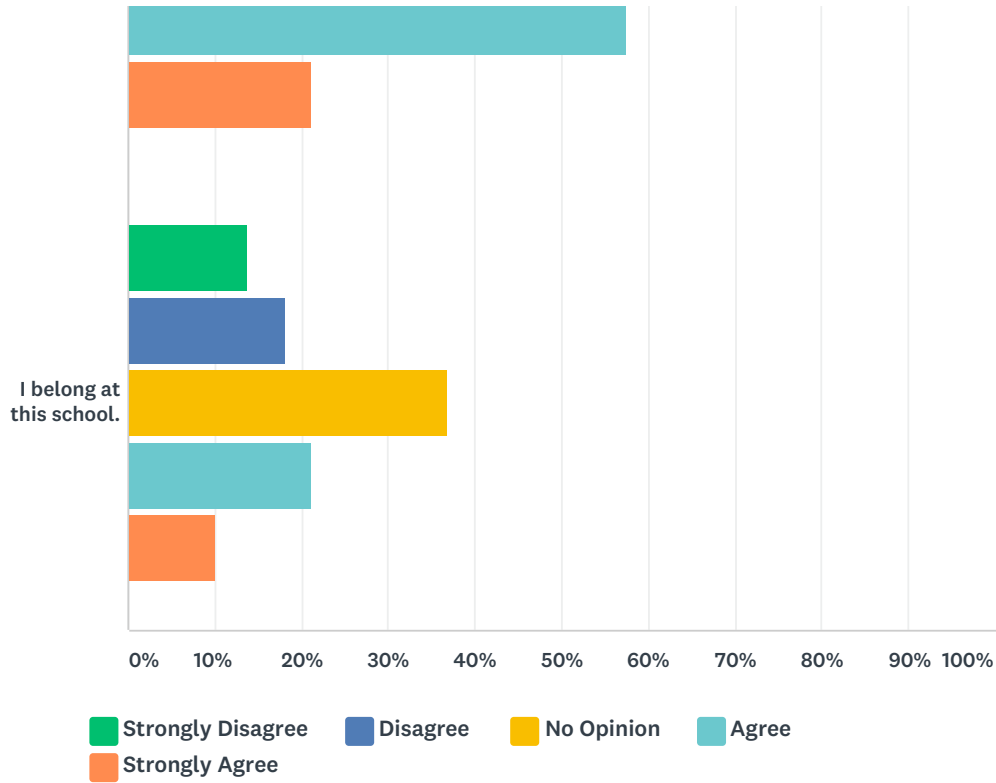
SurveyMonkey

Students at this school are often bullied.	10.97% 26	31.65% 75	32.91% 78	18.99% 45	5.49% 13	237	-0.47
Students at this school are teased or picked on alot.	4.64% 11	29.54% 70	34.18% 81	25.74% 61	5.91% 14	237	-0.03
It's risky to go to recess.	21.61% 51	35.17% 83	34.75% 82	7.20% 17	1.27% 3	236	-1.37

Q15 How strongly do you agree or disagree with the following statements about school community?

Answered: 237 Skipped: 85

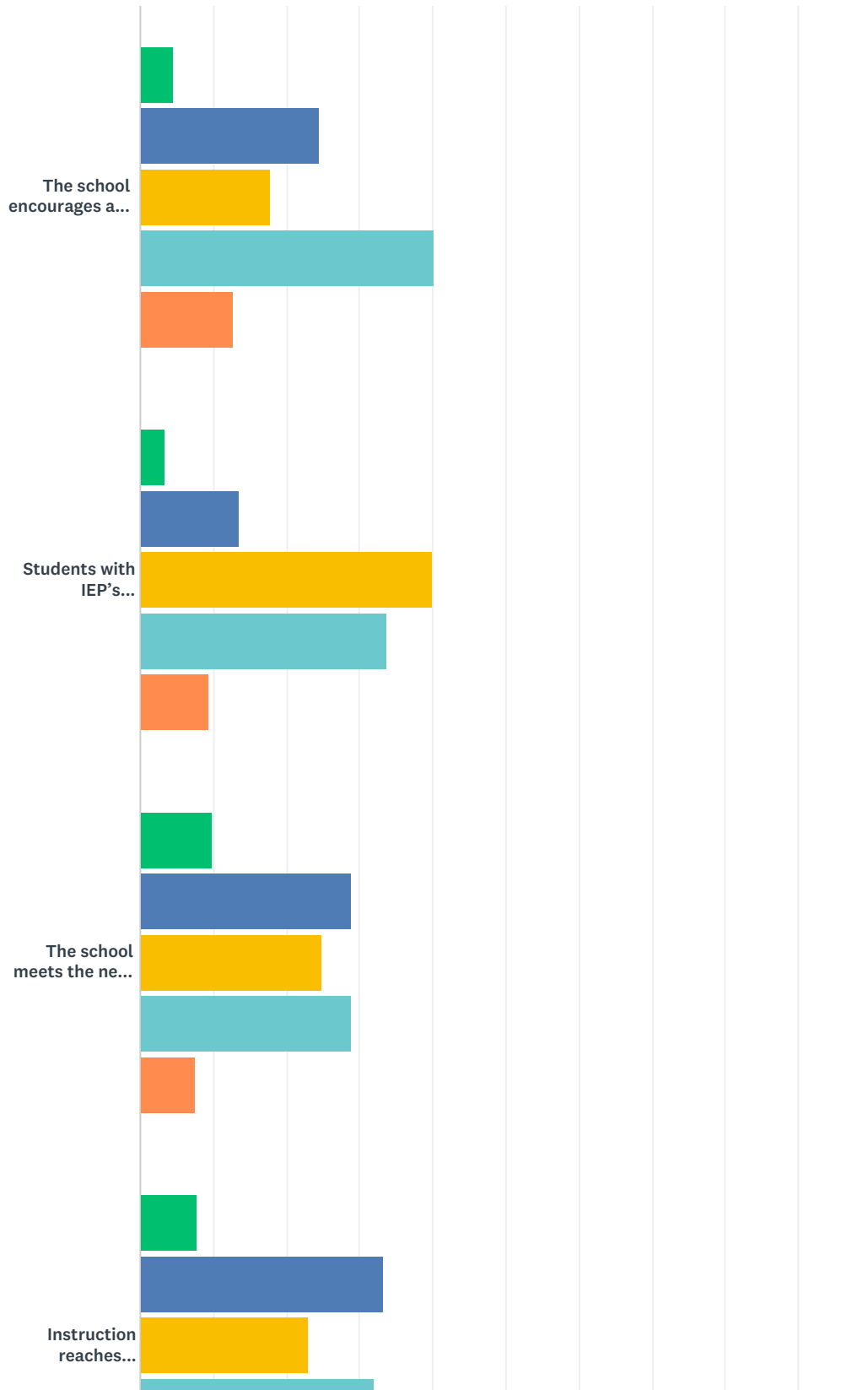


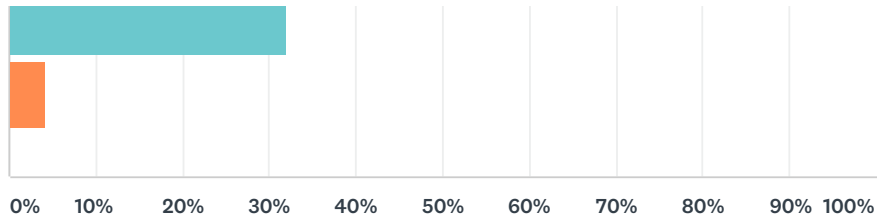


	STRONGLY DISAGREE	DISAGREE	NO OPINION	AGREE	STRONGLY AGREE	TOTAL	WEIGHTED AVERAGE
Students enjoy working with this school's adults.	7.23% 17	19.57% 46	29.79% 70	36.60% 86	6.81% 16	235	0.32
The school environment encourages learning.	5.96% 14	20.85% 49	14.04% 33	46.81% 110	12.34% 29	235	0.77
At this school, people listen to each other.	9.79% 23	24.26% 57	28.09% 66	34.04% 80	3.83% 9	235	-0.04
Parents get involved in the school.	0.00% 0	6.78% 16	14.41% 34	57.63% 136	21.19% 50	236	1.86
I belong at this school.	13.85% 32	18.18% 42	36.80% 85	21.21% 49	9.96% 23	231	-0.10

Q16 How strongly do you agree or disagree with the following statements on academic accessibility at the school?

Answered: 236 Skipped: 86



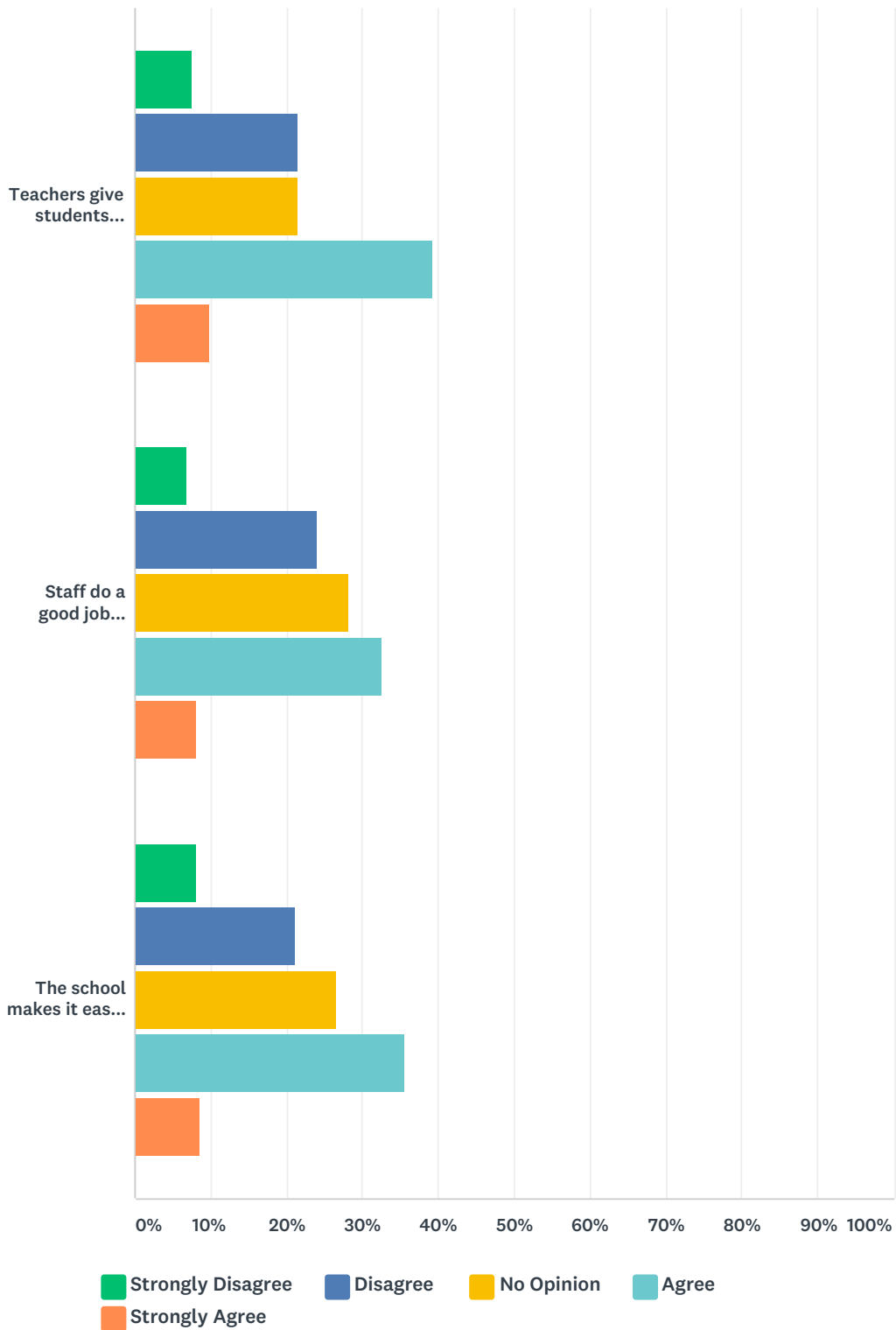


■ Strongly Disagree
 ■ Disagree
 ■ No Opinion
 ■ Agree
■ Strongly Agree

	STRONGLY DISAGREE	DISAGREE	NO OPINION	AGREE	STRONGLY AGREE	TOTAL
The school encourages all students to reach high levels.	4.66% 11	24.58% 58	17.80% 42	40.25% 95	12.71% 30	236
Students with IEP's (Individualized Education Programs) or 504 plans get the support they need.	3.40% 8	13.62% 32	40.00% 94	33.62% 79	9.36% 22	235
The school meets the needs of students ready for advanced work.	9.75% 23	28.81% 68	25.00% 59	28.81% 68	7.63% 18	236
Instruction reaches students at the right levels.	7.66% 18	33.19% 78	22.98% 54	31.91% 75	4.26% 10	235

Q17 How strongly do you agree or disagree about the following statements on support in the school?

Answered: 236 Skipped: 86



	STRONGLY DISAGREE	DISAGREE	NO OPINION	AGREE	STRONGLY AGREE	TOTAL	WEIGHTED AVERAGE
--	-------------------	----------	------------	-------	----------------	-------	------------------

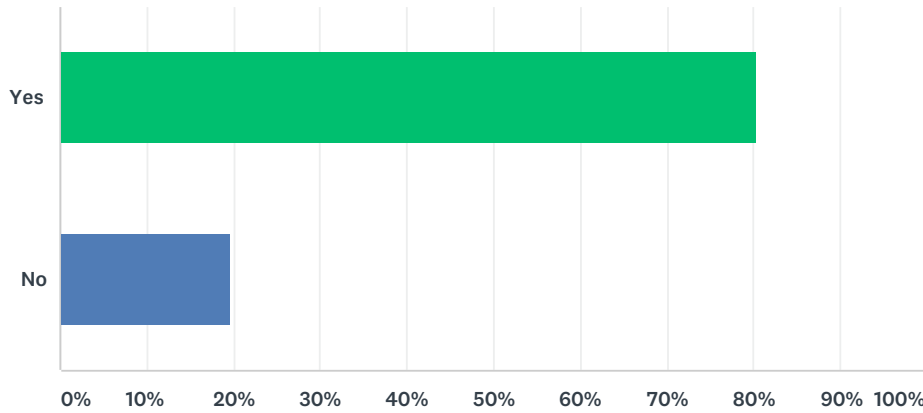
Survey for Newton School Students, Families, and Community

SurveyMonkey

Teachers give students attention when they need it.	7.63% 18	21.61% 51	21.61% 51	39.41% 93	9.75% 23	236	0.44
Staff do a good job helping parents know how to support their children's learning at home.	6.87% 16	24.03% 56	28.33% 66	32.62% 76	8.15% 19	233	0.22
The school makes it easy for me to participate fully.	8.15% 19	21.03% 49	26.61% 62	35.62% 83	8.58% 20	233	0.31

Q18 Do or did you or a family member attend Newton School in the last five years?

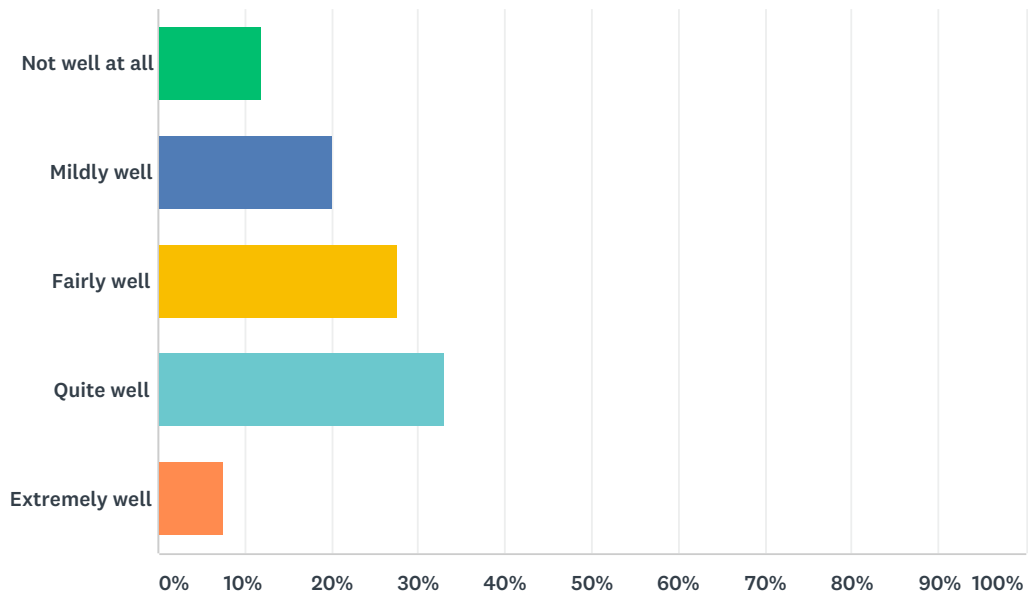
Answered: 234 Skipped: 88



ANSWER CHOICES	RESPONSES	
Yes	80.34%	188
No	19.66%	46
TOTAL		234

Q19 How well do you feel Newton School prepares children for the next academic year?

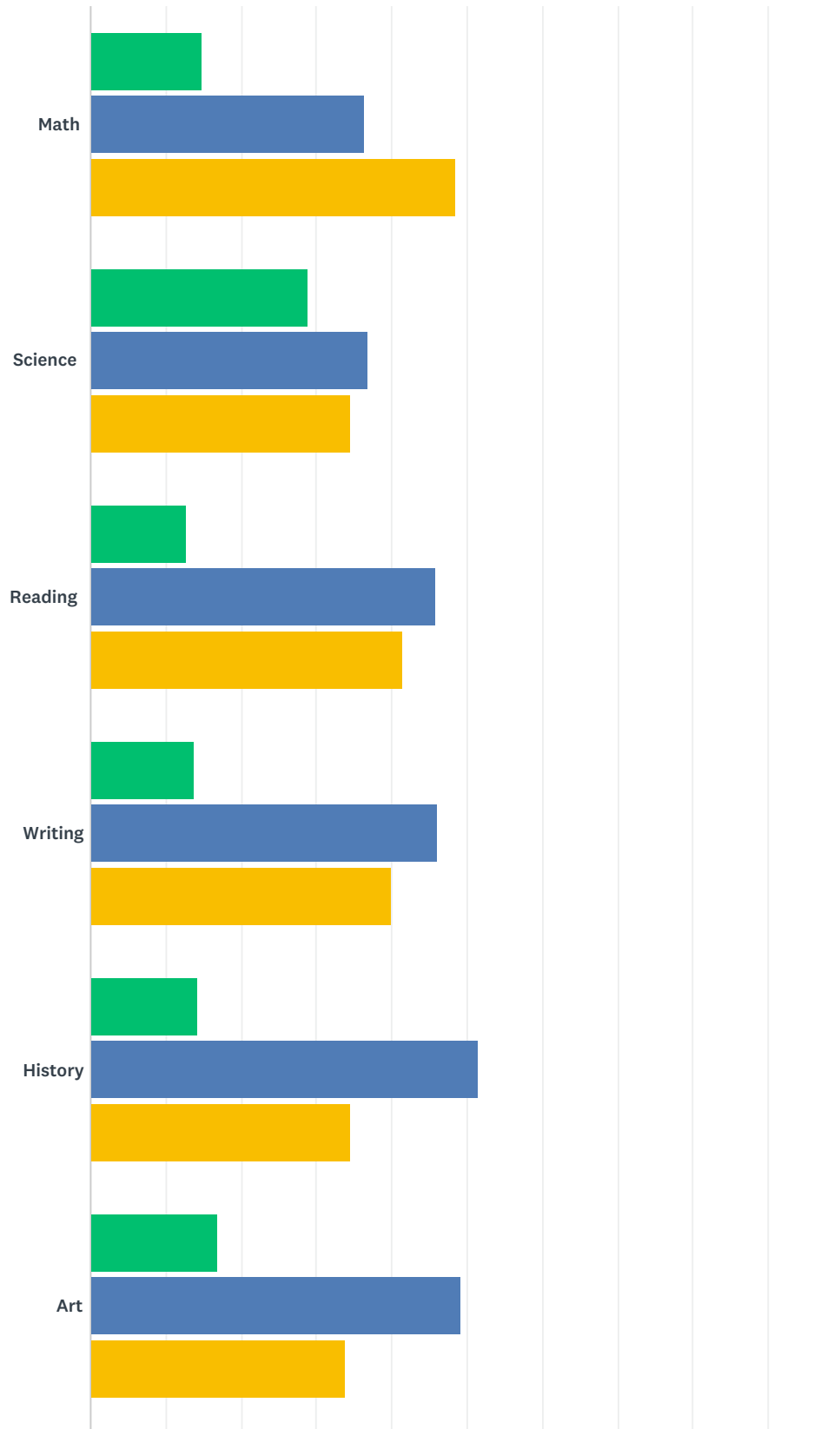
Answered: 185 Skipped: 137

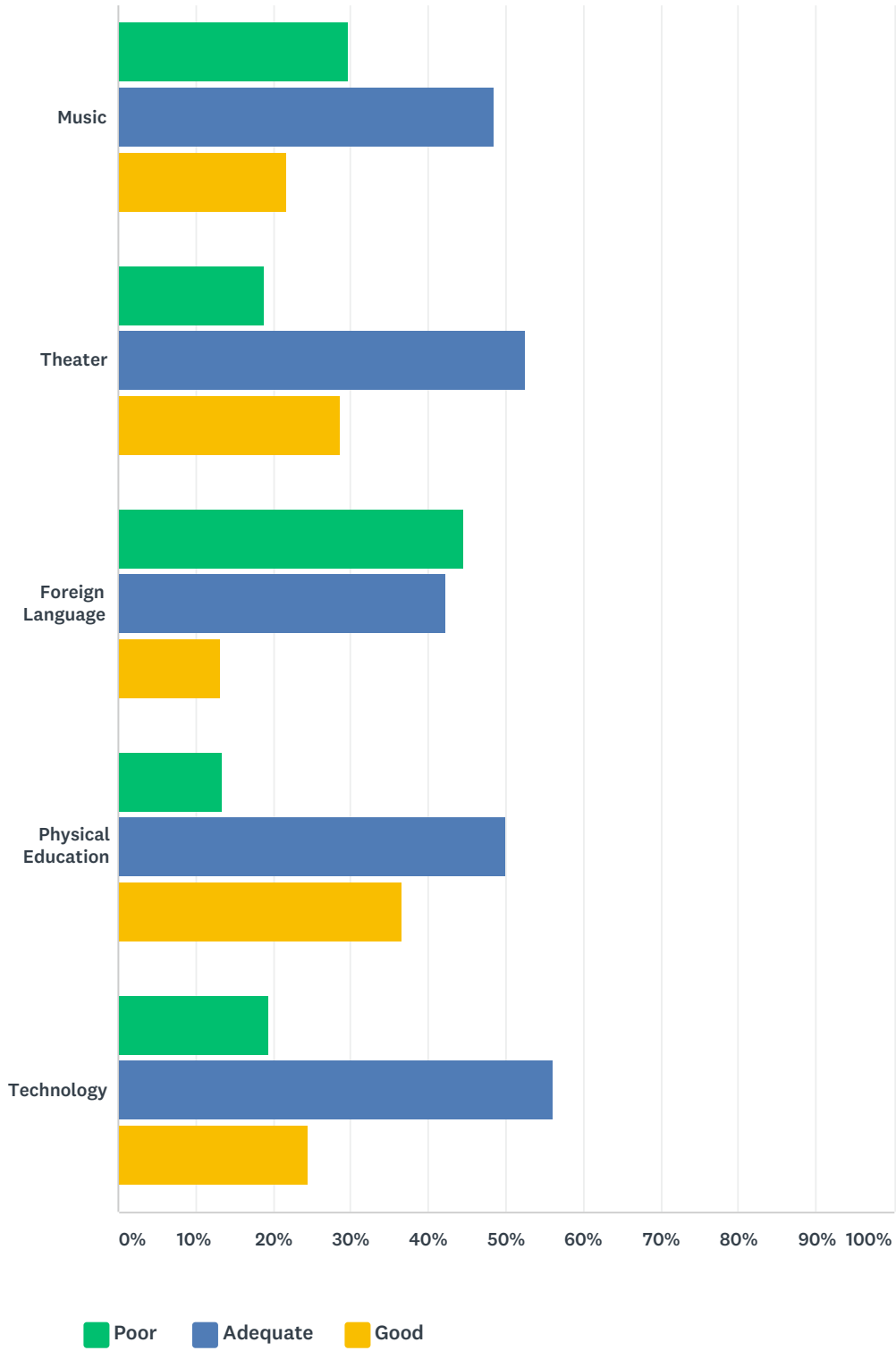


ANSWER CHOICES	RESPONSES	
Not well at all	11.89%	22
Mildly well	20.00%	37
Fairly well	27.57%	51
Quite well	32.97%	61
Extremely well	7.57%	14
TOTAL		185

Q20 What level of preparation does Newton give students in the following academic areas?

Answered: 181 Skipped: 141



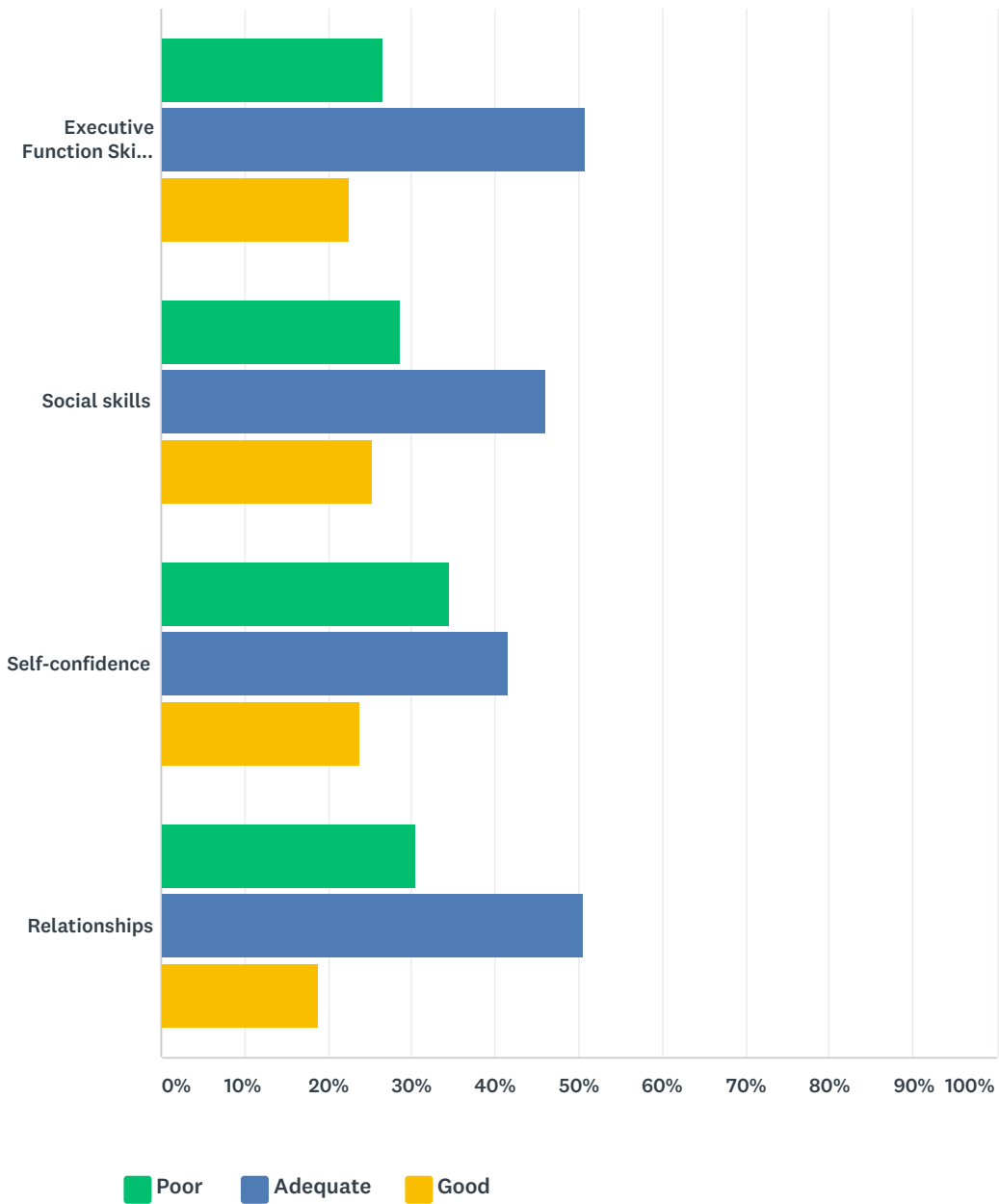


	POOR	ADEQUATE	GOOD	TOTAL	WEIGHTED AVERAGE
Math	14.92% 27	36.46% 66	48.62% 88	181	2.34
Science	28.81% 51	36.72% 65	34.46% 61	177	2.06
Reading	12.71% 23	45.86% 83	41.44% 75	181	2.29

Writing	13.89% 25	46.11% 83	40.00% 72	180	2.26
History	14.12% 25	51.41% 91	34.46% 61	177	2.20
Art	16.95% 30	49.15% 87	33.90% 60	177	2.17
Music	29.61% 53	48.60% 87	21.79% 39	179	1.92
Theater	18.86% 33	52.57% 92	28.57% 50	175	2.10
Foreign Language	44.57% 78	42.29% 74	13.14% 23	175	1.69
Physical Education	13.48% 24	50.00% 89	36.52% 65	178	2.23
Technology	19.43% 34	56.00% 98	24.57% 43	175	2.05

Q21 What level of preparation does Newton give students in the following skill areas?

Answered: 180 Skipped: 142

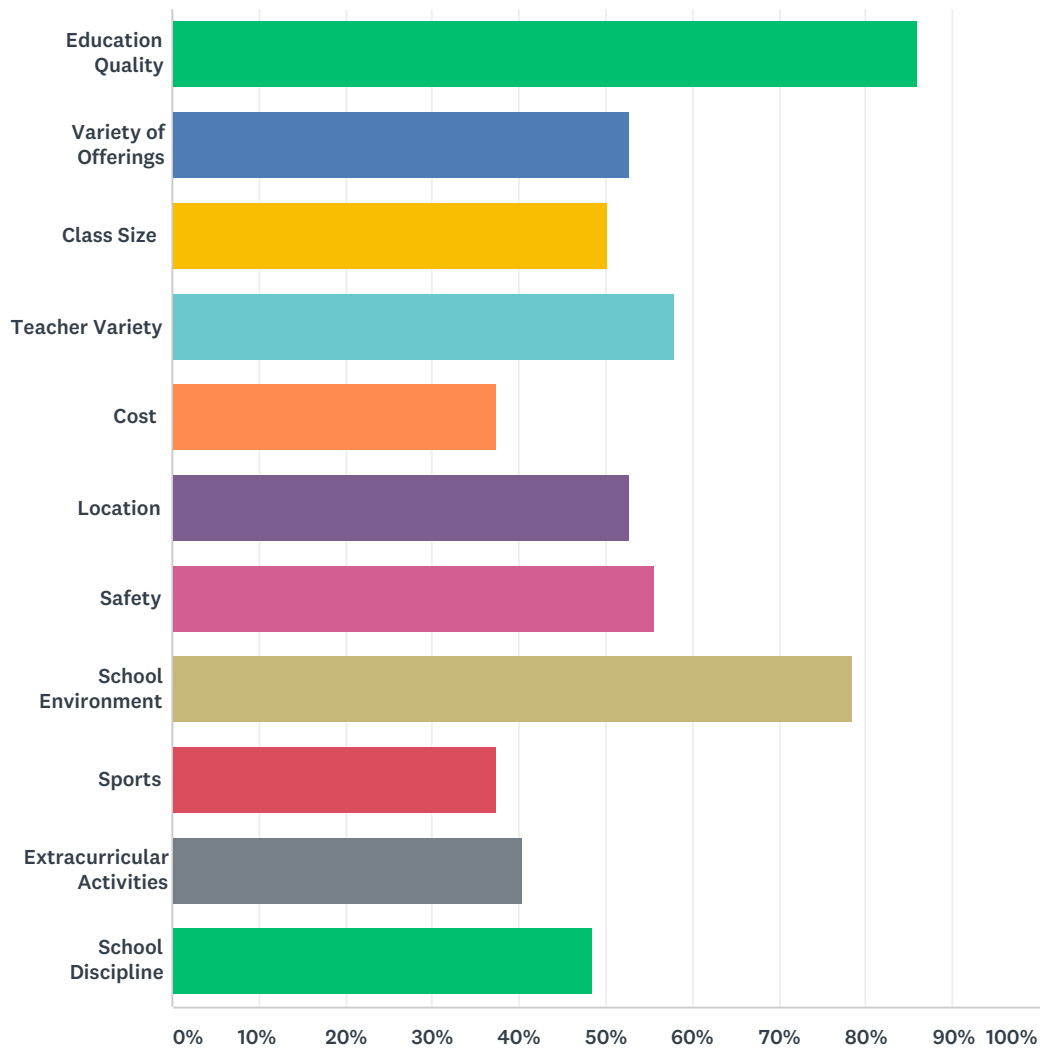


	POOR	ADEQUATE	GOOD	TOTAL	WEIGHTED AVERAGE
Executive Function Skills (Planning, Time Management, Organizing)	26.55% 47	50.85% 90	22.60% 40	177	1.96
Social skills	28.65% 51	46.07% 82	25.28% 45	178	1.97
Self-confidence	34.44% 62	41.67% 75	23.89% 43	180	1.89

Relationships	30.56%	50.56%	18.89%		
	55	91	34	180	1.88

Q22 Check school areas that matter to you when choosing to stay in 7th or 8th grade at Newton.

Answered: 171 Skipped: 151

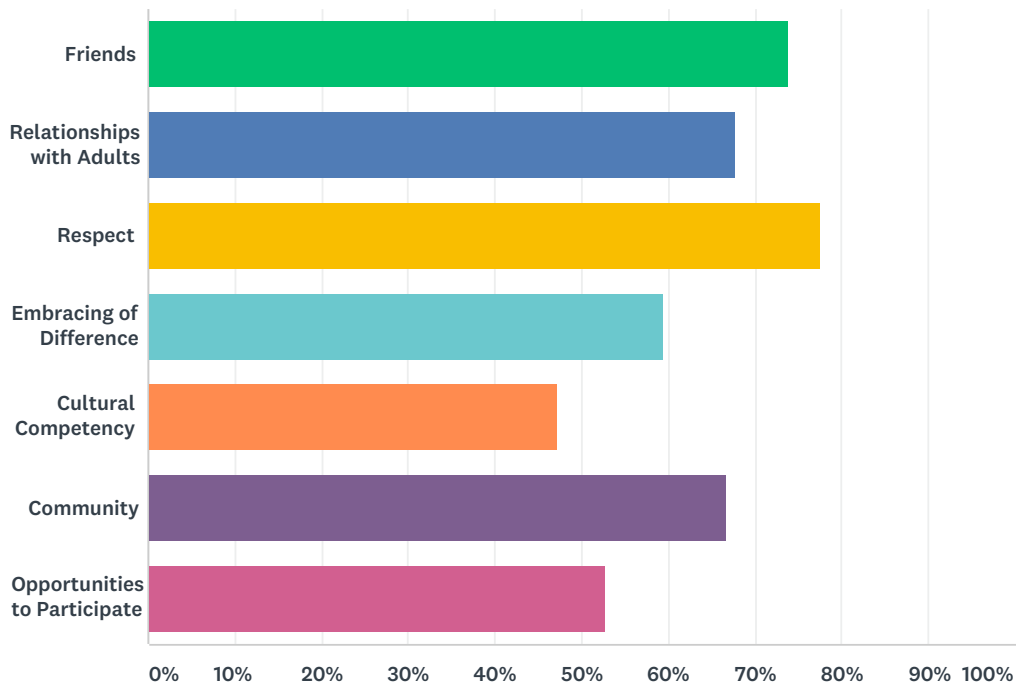


ANSWER CHOICES	RESPONSES	
Education Quality	85.96%	147
Variety of Offerings	52.63%	90
Class Size	50.29%	86
Teacher Variety	57.89%	99
Cost	37.43%	64
Location	52.63%	90
Safety	55.56%	95
School Environment	78.36%	134
Sports	37.43%	64

Extracurricular Activities	40.35%	69
School Discipline	48.54%	83
Total Respondents: 171		

Q23 Check relationship areas that matter to you when choosing to stay in 7th or 8th grade at Newton.

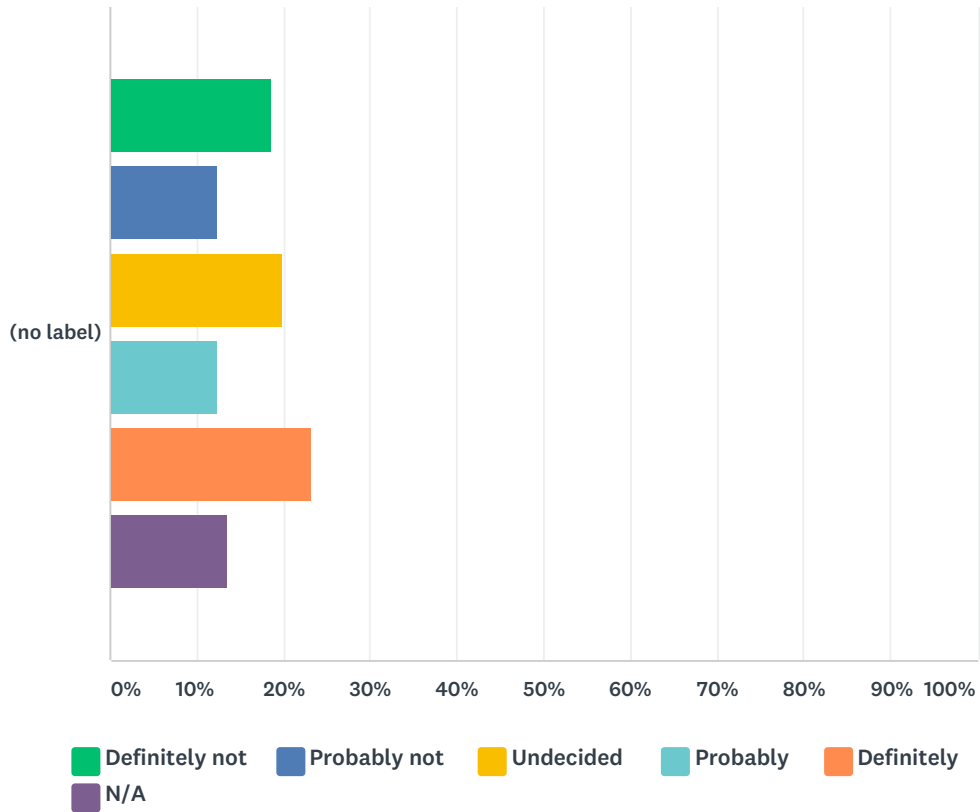
Answered: 165 Skipped: 157



ANSWER CHOICES	RESPONSES
Friends	73.94% 122
Relationships with Adults	67.88% 112
Respect	77.58% 128
Embracing of Difference	59.39% 98
Cultural Competency	47.27% 78
Community	66.67% 110
Opportunities to Participate	52.73% 87
Total Respondents: 165	

Q24 Did you/will you or your child stay at Newton for 7th and 8th grade? (if applicable)

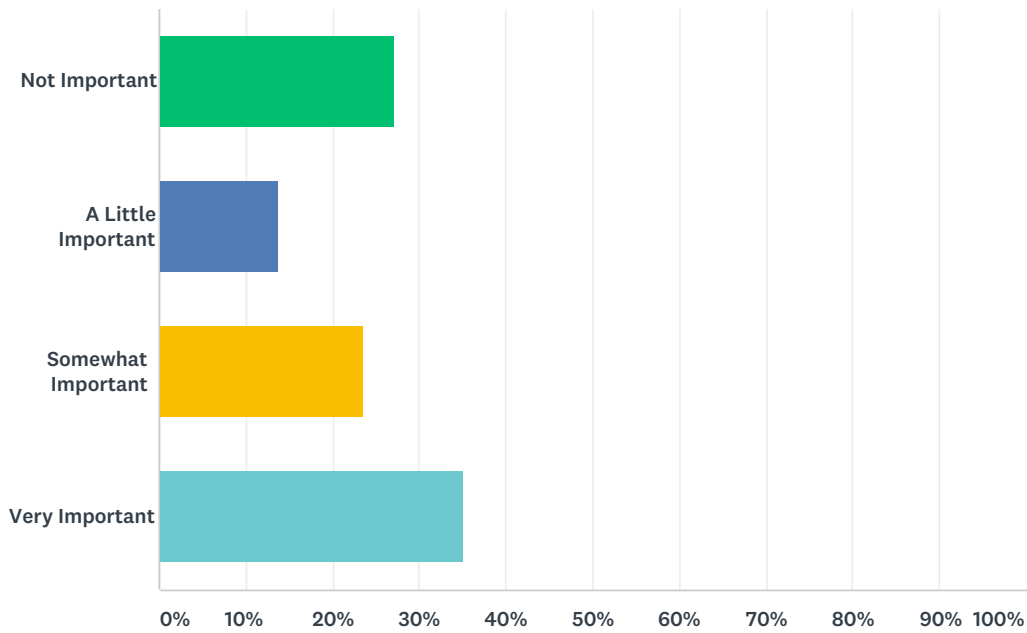
Answered: 177 Skipped: 145



	DEFINITELY NOT	PROBABLY NOT	UNDECIDED	PROBABLY	DEFINITELY	N/A	TOTAL	WEIGHTED AVERAGE
(no label)	18.64% 33	12.43% 22	19.77% 35	12.43% 22	23.16% 41	13.56% 24	177	0.21

Q25 How important is it that we have a 7th and 8th grade public school in Strafford?

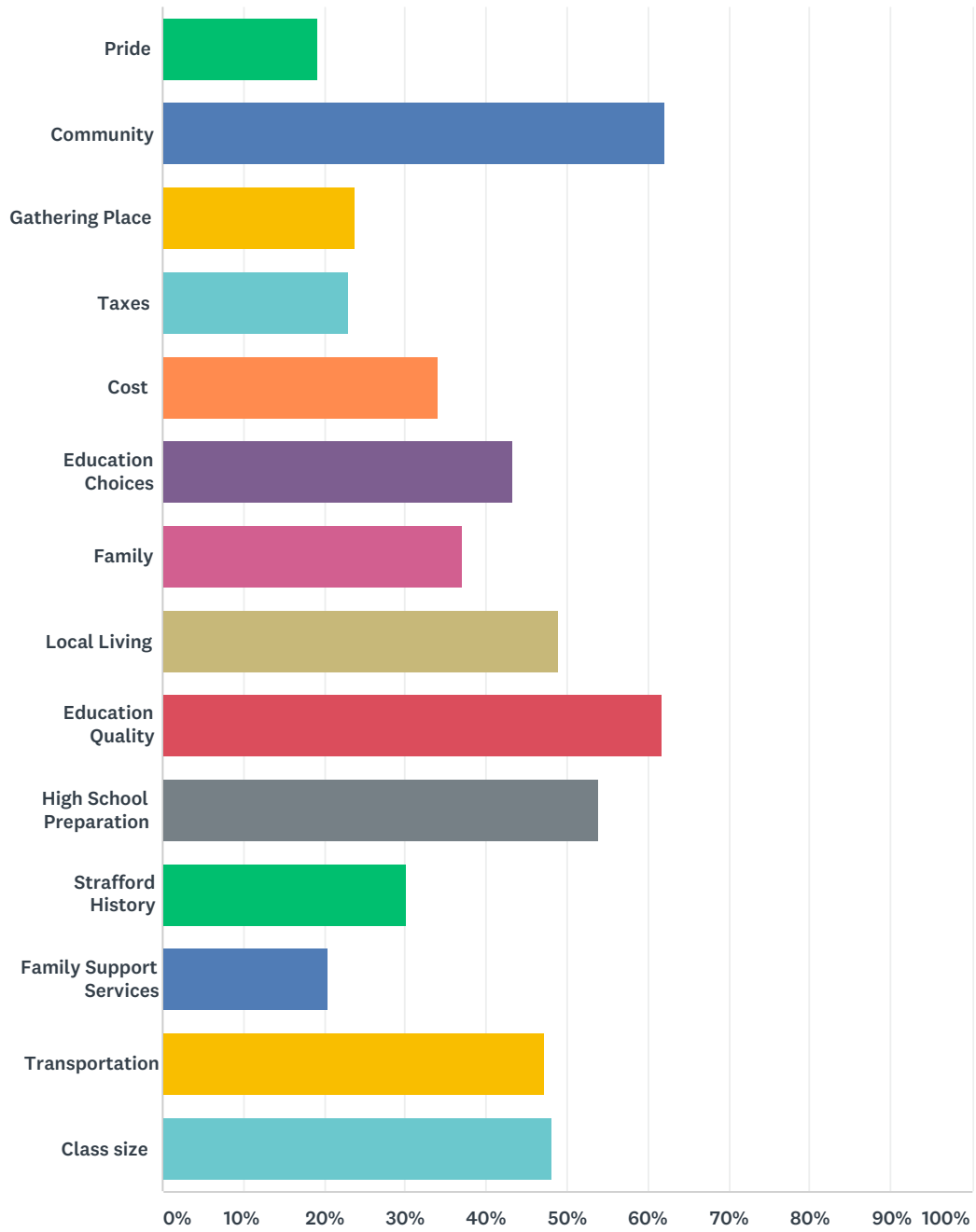
Answered: 253 Skipped: 69



ANSWER CHOICES	RESPONSES	
Not Important	27.27%	69
A Little Important	13.83%	35
Somewhat Important	23.72%	60
Very Important	35.18%	89
TOTAL		253

Q26 Why do you think that? (Check all that apply.)

Answered: 243 Skipped: 79

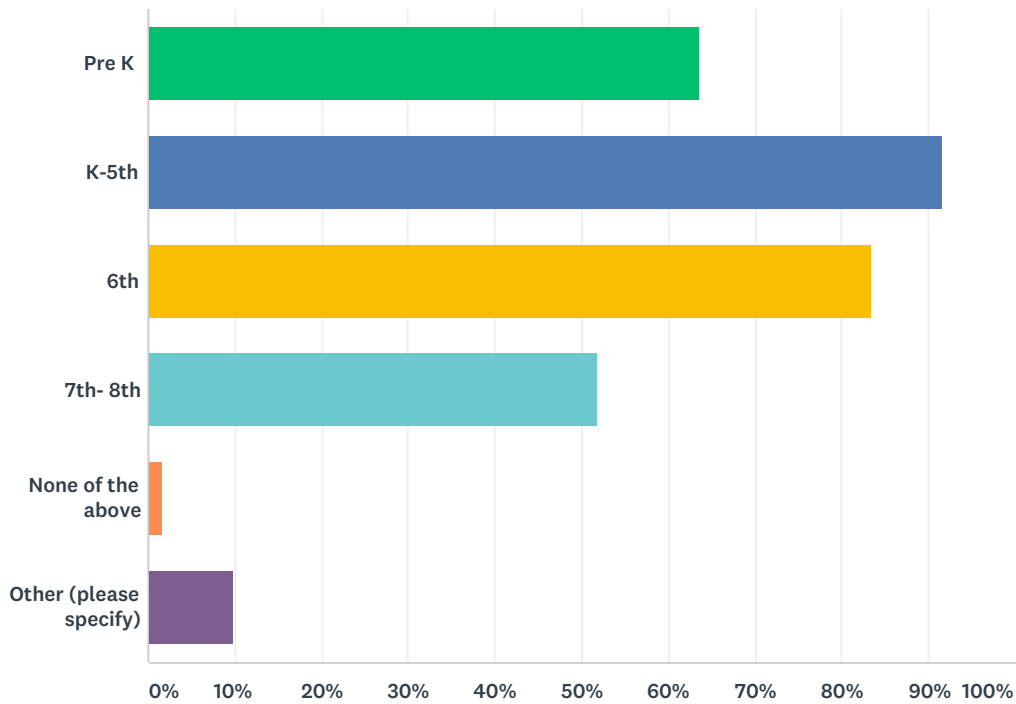


ANSWER CHOICES	RESPONSES	
Pride	19.34%	47
Community	62.14%	151
Gathering Place	23.87%	58
Taxes	23.05%	56
Cost	34.16%	83

Education Choices	43.21%	105
Family	37.04%	90
Local Living	48.97%	119
Education Quality	61.73%	150
High School Preparation	53.91%	131
Strafford History	30.04%	73
Family Support Services	20.58%	50
Transportation	47.33%	115
Class size	48.15%	117
Total Respondents: 243		

Q27 What grade levels should Newton School teach, if any? (Check all that apply.)

Answered: 253 Skipped: 69



ANSWER CHOICES	RESPONSES	
Pre K	63.64%	161
K-5th	91.70%	232
6th	83.40%	211
7th- 8th	51.78%	131
None of the above	1.58%	4
Other (please specify)	9.88%	25
Total Respondents: 253		

Q28 Do you have any comments, explanations, priorities, feedback, or concerns?

Answered: 169 Skipped: 153